



2020

FSHD Connect Classroom



Creating an Accessible Home

Karen Pitsley, AIA, CAPS

Learning Objectives

- What is an accessible home?
- Tax Credits
- What to look for when hiring a professional
- Examples of Accessible Feature in homes

What is an accessible home?

Is the construction or modification of housing to enable independent living for persons with disabilities. Accessibility is achieved through architectural design, but also by integrating accessibility features such as modified furniture, shelves and cupboards, or even electronic devices in the home.



Howard County Livable Tax Credit

To receive a credit you must:

- Own property subject to the County property tax.
- Install an eligible feature on an existing residence that is your principal residence when the feature is installed.
- Obtain a permit from the Department of Inspections, Licenses, & Permits (DILP) for the work (even if the scope of the work would not normally require a permit and inspections).



What costs are eligible for credit?

- Incurred within 12 months before the application for the credit
- For an eligible feature, including costs to install the feature
- Were paid by you and were not, and will not be, reimbursed by any entity
- Exceed \$500.00

What qualifies?

A no-step front door entrance with a threshold that does not exceed $\frac{1}{2}$ inch in depth with tapered advance and return surface



What qualifies?

An installed ramp creating a no-step entrance



What qualifies?

An interior doorway that provides a 32-inch wide or wider clear opening



What qualifies?

**36 inch or wider
exterior doorway with
exterior lighting**



What qualifies?



**Reinforced
Walls
around a
toilet, tub,
or shower
to allow
for grab
bars**

- **Maneuvering space in a bathroom or kitchen**
- **Accessibility-enhanced bathroom**

What qualifies?



**Exterior or interior
elevator, lift, or stair
glide unit**



What qualifies?

**Alarms, appliances,
and controls** designed
to assist an individual
with a sensory disability



Who can I call to assess my home?

1. An Architect – preferably an Aging In Place Specialist (CAPS).
2. A contractor with an Aging In Place (CAPS) designation.



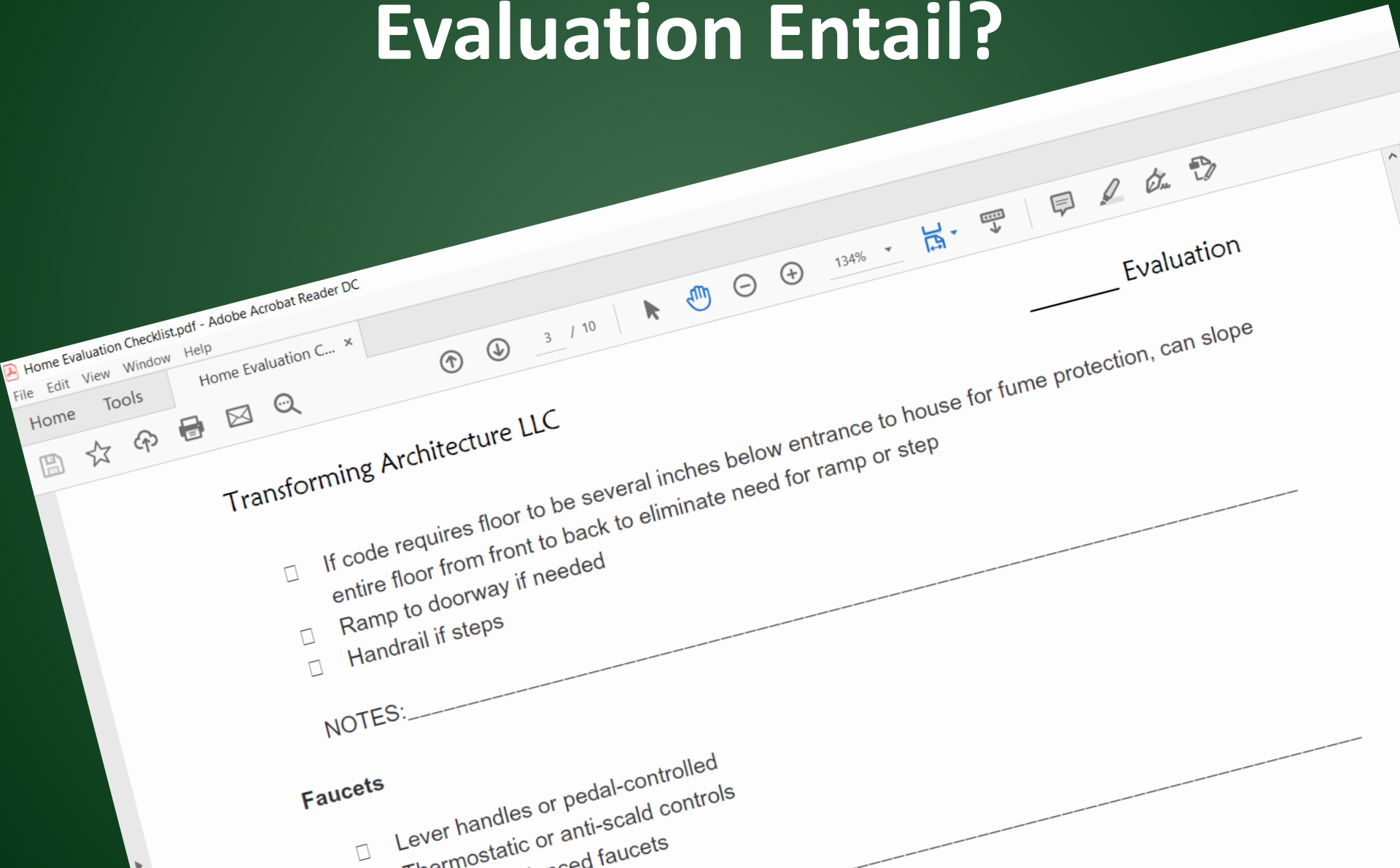
Certified Aging-in-Place Specialist
Houses For Living. Homes For Life.

What does an Accessible Home Evaluation Entail?

Meet with the Homeowner to decide what currently works about the house and what does not. Possibly include an OT in this meeting.

Full house assessment with recommendations and cost estimates.

What does an Accessible Home Evaluation Entail?



Example 1: First Floor Living



Example 1: First Floor Living



Example 1: First Floor Living



Example 1: First Floor Living



Example 2: Three Generation Living



Example 2: Three Generation Living



Example 2: Three Generation Living



Example 3: Adding an Elevator



Example 3: Adding an Elevator



Example 3: Adding an Elevator



Example 4: Garage Conversion



Example 4: Garage Conversion



Example 4: Garage Conversion



Example 4: Garage Conversion



Example 4: Garage Conversion



Example 5: Ramp Design



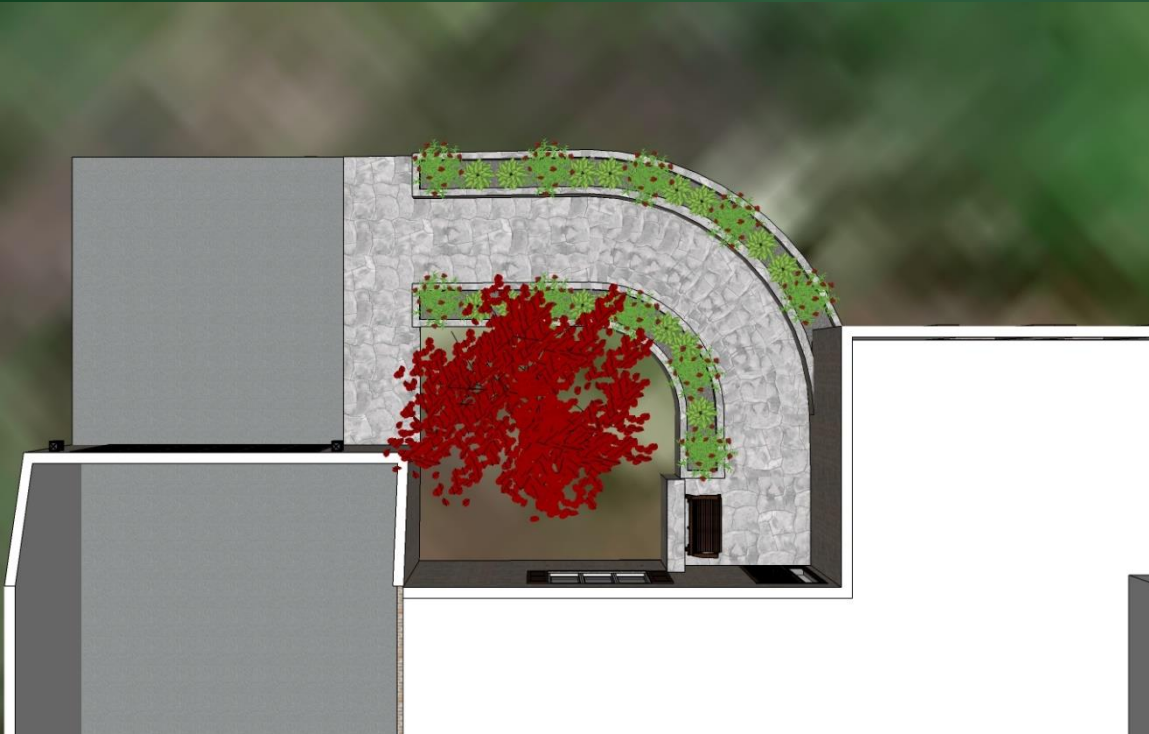
Example 5: Ramp Design



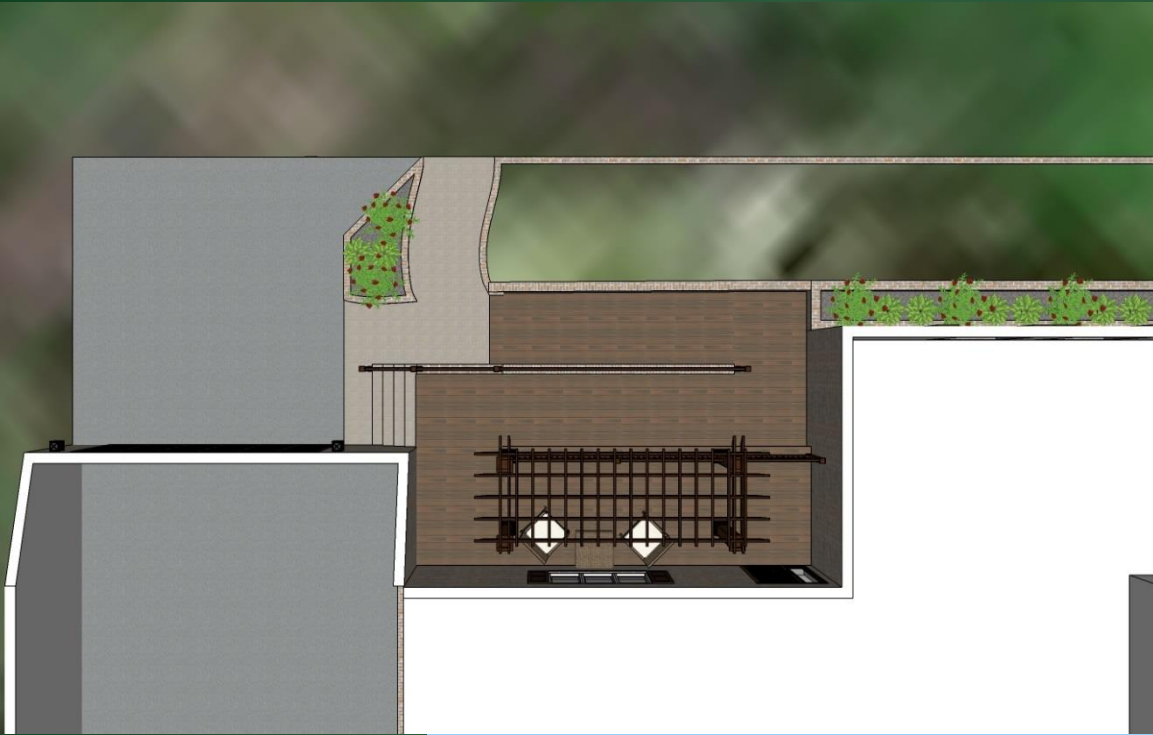
Example 5: Ramp Design



Example 5: Ramp Design




Example 5: Ramp Design



Example 6: Accessible Features



Example 6: Accessible Features



Example 6: Accessible Features



Example 6: Accessible Features



Example 6: Accessible Features



Example 6: Accessible Features



Example 6: Accessible Features



Example 6: Accessible Features



Thank you for your time!

Questions??

Karen L. Pitsley, AIA

Karen@TransformingArchitecture.com

301.776.2666

TransformingArchitecture.com

